

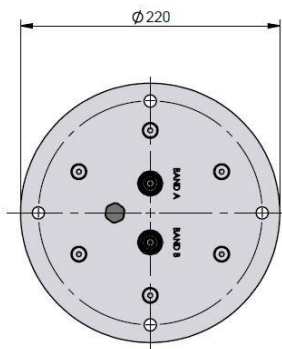
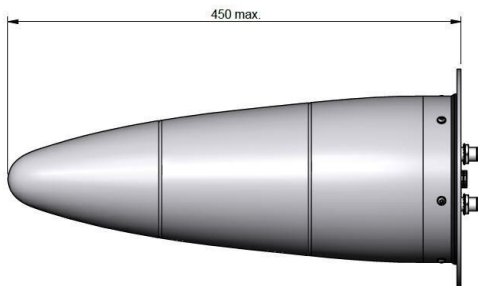
Dual port Circular Polarised Antenna

900 – 6000 MHz

Product Code: SPRL-A0010

VERSION: 1.8

SPECIFICATIONS:



Product Codes:		
SPRL-A0010-01	RHCP (Band A) and LHCP (Band B) antenna	
SPRL-A0010-02	LHCP (Band A) and RHCP (Band B) antenna	
Electrical:		
Frequency range:	900 – 2500 MHz 2500 – 6000 MHz	
Gain:	> 6 dBic (typical)	
Beamwidth:	55° (typical)	
Feed power handling:	100 W CW 50 W CW	
	SPRL-A0010-01	SPRL-A0010-02
Polarisation:	RHCP LHCP	LHCP RHCP
Nominal impedance:	50 Ω	
VSWR:	< 2.0:1	
Connector:	2 x N-type female	
Mechanical:		
Overall height:	450 mm	
Diameter:	165 mm (Radome) 220 mm (Mounting flange)	
Weight:	< 2 kg including bracket	
Material:	Aluminium, Stainless steel, Acetal, PTFE, Nylon, ABS, copper, brass	
Colour	Painted on request	
Environmental: designed to meet the following specifications		
Temperature range	Storage: -41 °C to +71 °C. Operation -31 °C to +55 °C	
Weatherproofing	IP 66	

PRODUCT OVERVIEW:

SPRL-A0010 is a dual port conical spiral, right-hand circularly polarised antenna designed operating in the 900 to 2500 MHz and 2500 to 6000 MHz bands. The antenna provides broad beam coverage without nulls or reduction in performance.

The antenna features a low VSWR and high gain over the both operating bands with a light weight, yet robust radome to protect the radiator.

PRODUCT FEATURES:

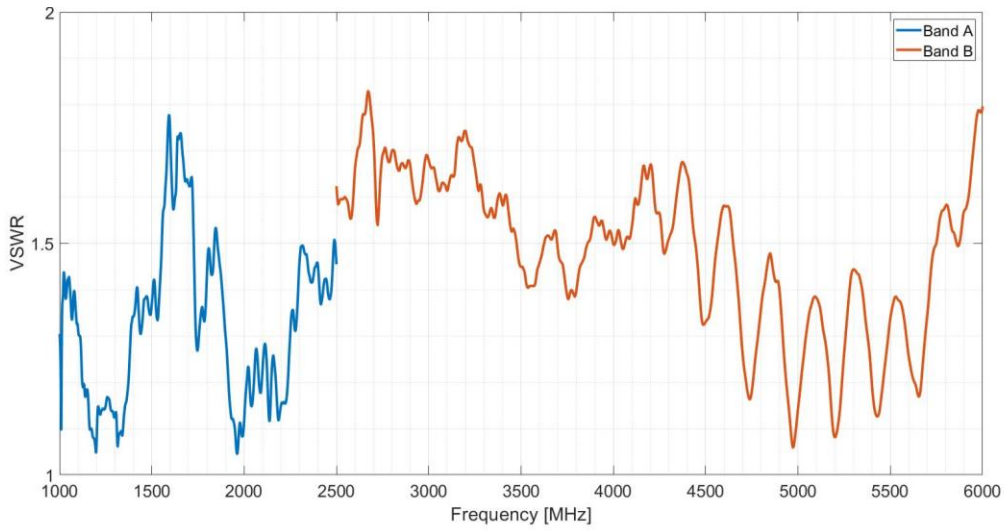
- LHCP and RHCP antenna
- High gain
- High power
- Low VSWR

Dual port Circular Polarised Antenna

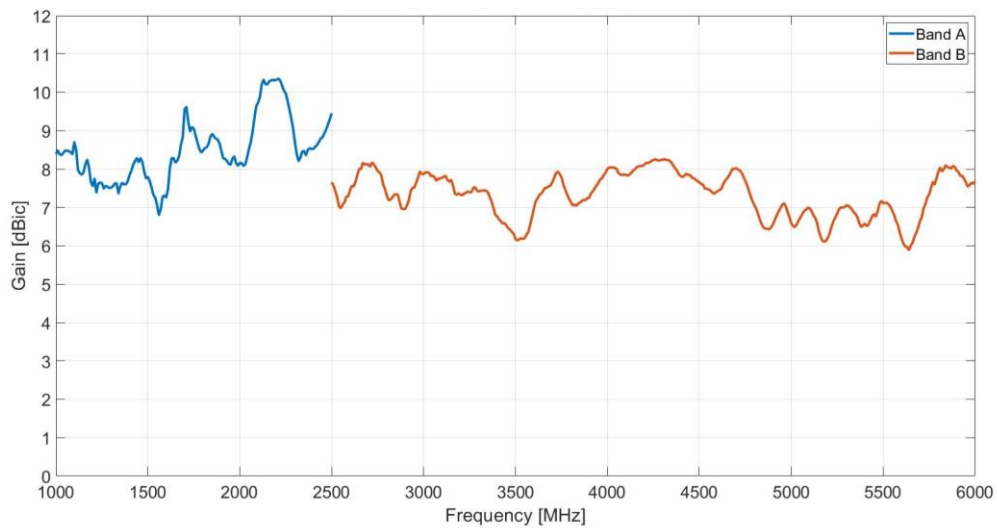
900 – 6000 MHz

Product Code: SPRL-A0010

VERSION: 1.8



Typical VSWR of the SPRL-A0010



Typical Gain of the SPRL-A0010

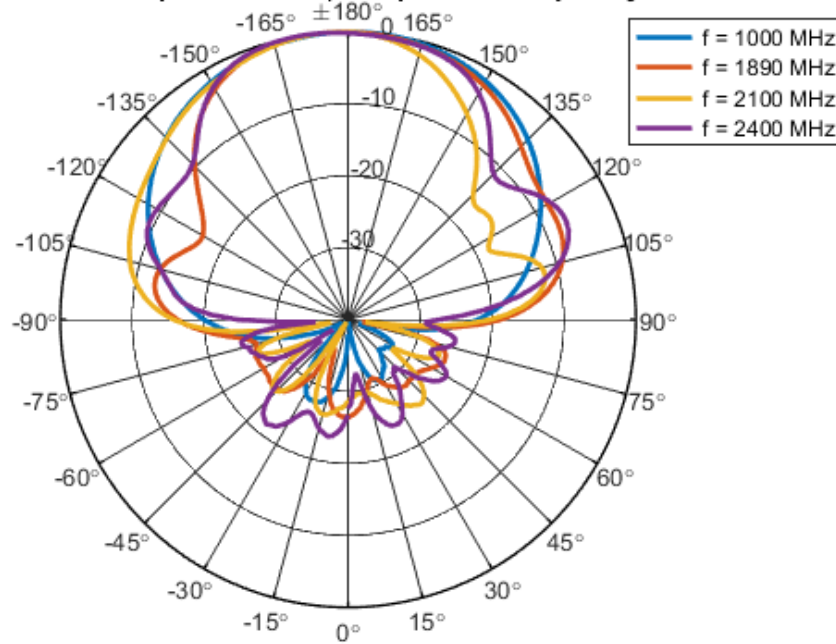
Dual port Circular Polarised Antenna

900 – 6000 MHz

Product Code: SPRL-A0010

VERSION: 1.8

Normalised amplitude over ϕ at specified frequency values



Normalised band B radiation patterns of the SPRL-A0010

Normalised amplitude over ϕ at specified frequency values

